



ANIMAL EVAC.NZ
KARAREHE WHAKAWATEA
Evacuate | Shelter | Reunite

Training Pathways

2018

Training Pathways

The Animal Evac New Zealand Training Pathways provide a range of tracks for volunteers to progress their skills and knowledge in a chosen area. The default pathway is the **Sheltering Group**, and volunteers may be part of multiple groups as well. However, the Shelter Pathway is not compulsory for those approved to join the following groups.


The **Field Group** is more physically demanding and also requires persons to swim confidently 200m (self-test). Volunteers often have strong animal handling and/or emergency response experience, however this is not essential, noting that the composition of deployed teams must have sufficiently experienced persons to supervise those who may have lesser animal handling experience. A sub-group trained to a higher level in flood rescue is also being formed in Auckland, known as the Swiftwater Response Team (SRT).

The **Equine Group** is for those that already have extensive experience working with horses and other large animals and is not open to those with limited large animal experience. A sub-group trained to a higher level in large animal rescue is also being formed in the Waikato, known as the Equine Response Team (ERT).

The **Command Group** pathway ensures those acting as the Agency Commander/Officer In Charge (OIC) have the experience and capacity to coordinate and direct Animal Evac NZ operations during emergencies.

Courses in **red boxes** indicate they are **mandatory** as part of the training pathway.

Animal Evac New Zealand is working with the emergency management sector to arrange fully funded training through the Emergency Management Adult & Community Education (EM ACE) fund, provided by the Tertiary Education Commission. Providing we can access this funding, the majority of our courses will have zero student fees (if you are a NZ/AU citizen/resident). Some optional courses may have fees associated with them and are payable direct by the volunteer to the training provider. Courses that are not funded via the EM ACE fund or require personal payment are denoted with the icon to the right.



The FEMA and ASPCA Pro online courses do not have any fees associated with them.

For those interested in tertiary study in emergency management, some contestable scholarships are available from Charles Sturt University for their postgraduate programme (i.e. Masters in Emergency Management).

As you complete courses run externally including online courses, please ensure you provide a copy of your achievement to your regional coordinator or info@animalevac.nz for recording on your D4H profile.

In addition to the training pathway, it is important that you stay connected with us through your regional group such as attending meetings, displays, training and exercises.

If you have any concerns about training or you need any guidance, please contact:

Steve Glassey
Email steveg@animalevac.nz

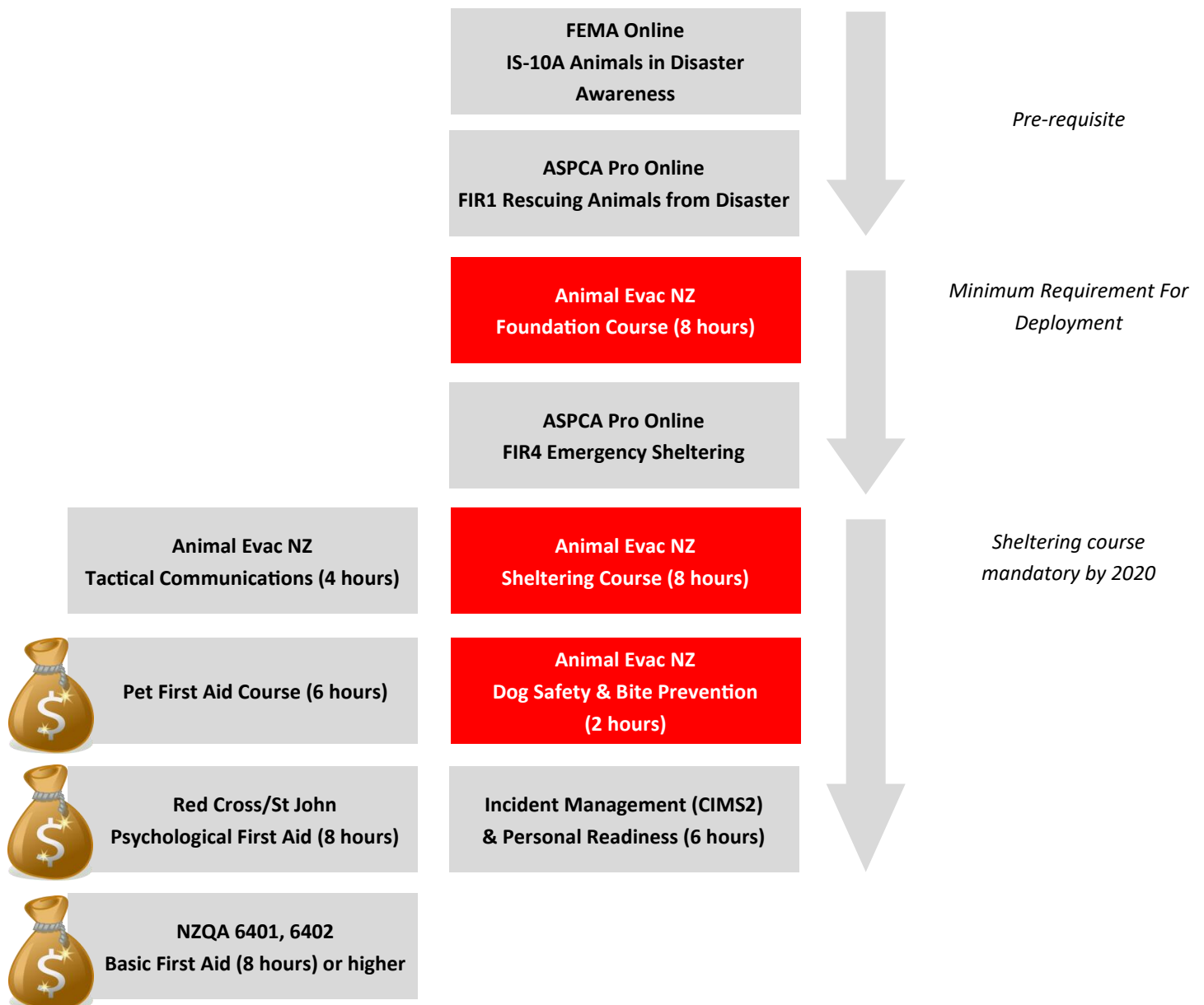


Shelter Group

The Animal Evac NZ Shelter Group provides response to establish Pet Friendly Shelters during emergencies. Such Pet Friendly Shelters are established in close proximity to evacuation centres that also provide temporary shelter for people. Pet Friendly Shelters only accommodate companion animals that remain under the care of their owners. Displaced animals without owners are transferred to existing organisations who manage stray and unwanted animals on a day to day basis.

A Team Leader Shelter Response is appointed by the Animal Evac NZ Officer in Charge (OIC) and oversees such Pet Friendly Shelters. This person is normally a veterinary professional with experience in shelter operations. A wide range of Animal Evac NZ volunteers can assist at Pet Friendly Shelter, from reception, administration, and data entry roles to traditional animal care roles. However, some roles are required to be fulfilled by qualified and experienced professionals such as those working in the assessment or isolation areas of the Pet Friendly Shelter.

The following is a recommended training pathway for those in the Shelter Group:



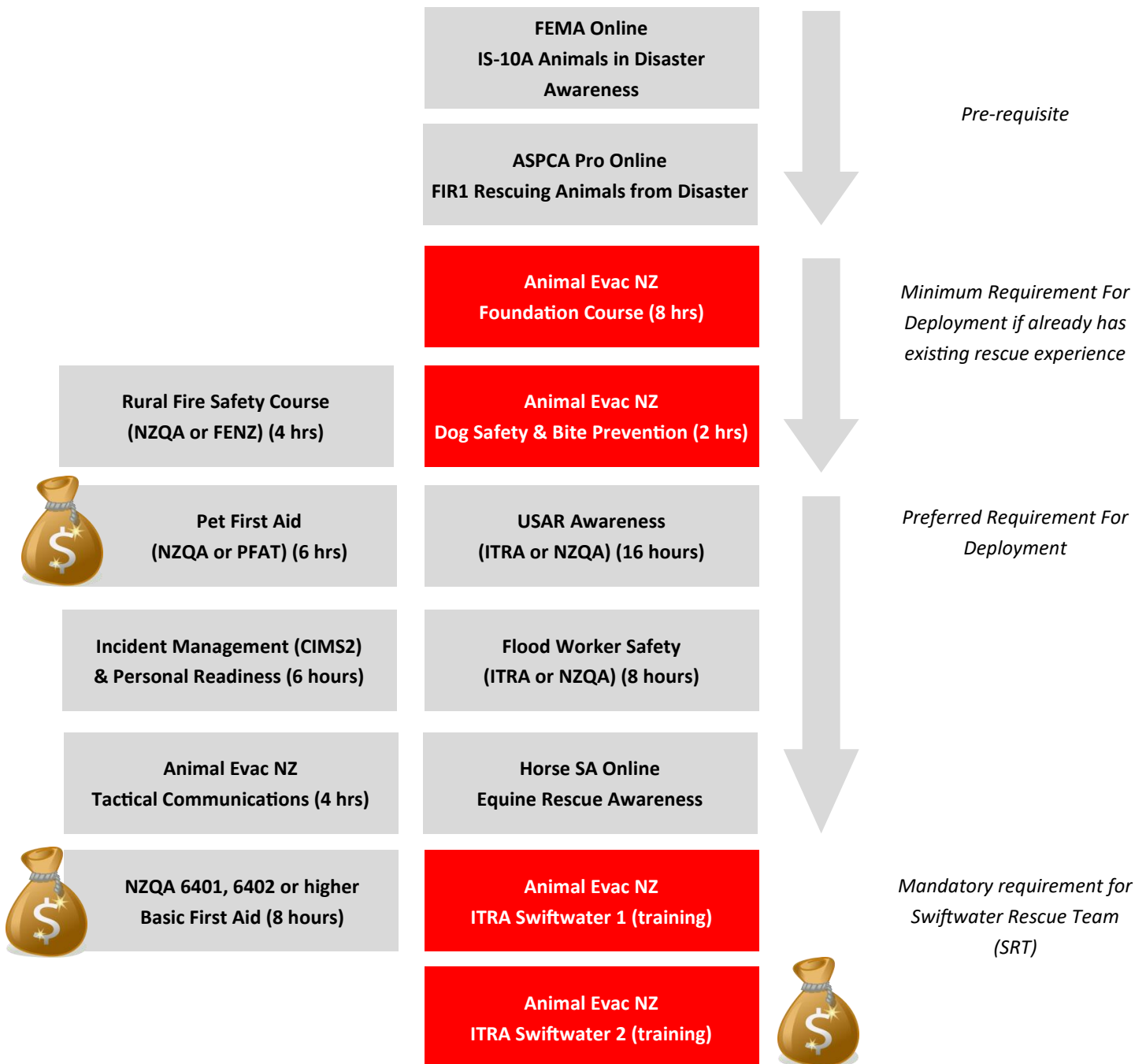
Field Group

The Animal Evac NZ Field Group provides response to assisting the evacuation of animals affected by disaster and clearing areas to ensure animals are also not left behind.

These persons need to be suitably capable of carrying out strenuous work, both physically and emotionally, often working long days and unable to have frequent breaks even to drink or eat where there is a risk of contamination. All field group volunteers must be able to swim 200m unaided confidently.

A Team Leader Field Response is appointed by the Animal Evac NZ Officer in Charge (OIC) and oversees such operations. This person normally has an emergency service or military background with experience leading flood or other disaster response activities.

The following is a recommended training pathway for those in the Field Group:



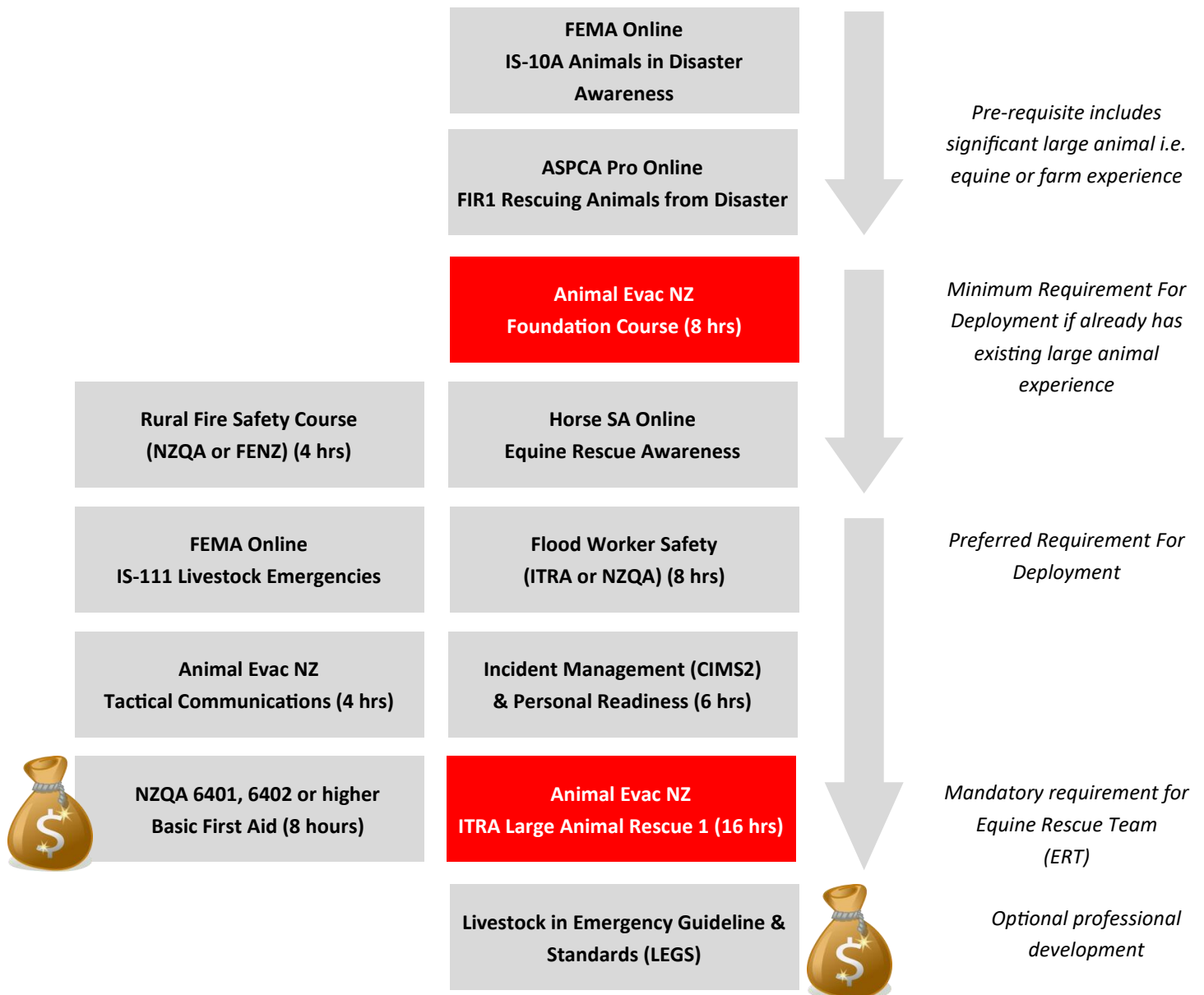
Equine Group

The Animal Evac NZ Equine Group provides response to assist in the evacuation of large animals, with a focus on horses, affected by disaster and clearing areas to ensure such animals are also not left behind.

These persons need to be suitably capable of carrying out strenuous work, both physically and emotionally, often working long days and unable to have frequent breaks even to drink or eat where there is a risk of contamination. Equine group is restricted to those who already have significant experience working with horses or large animals. Experience in towing horse floats is desirable.

A Team Leader Equine Response is appointed by the Animal Evac NZ Officer in Charge (OIC) and oversees such operations, and normally has already completed a formal large animal rescue training.

The following is a recommended training pathway for those in the Equine Group:



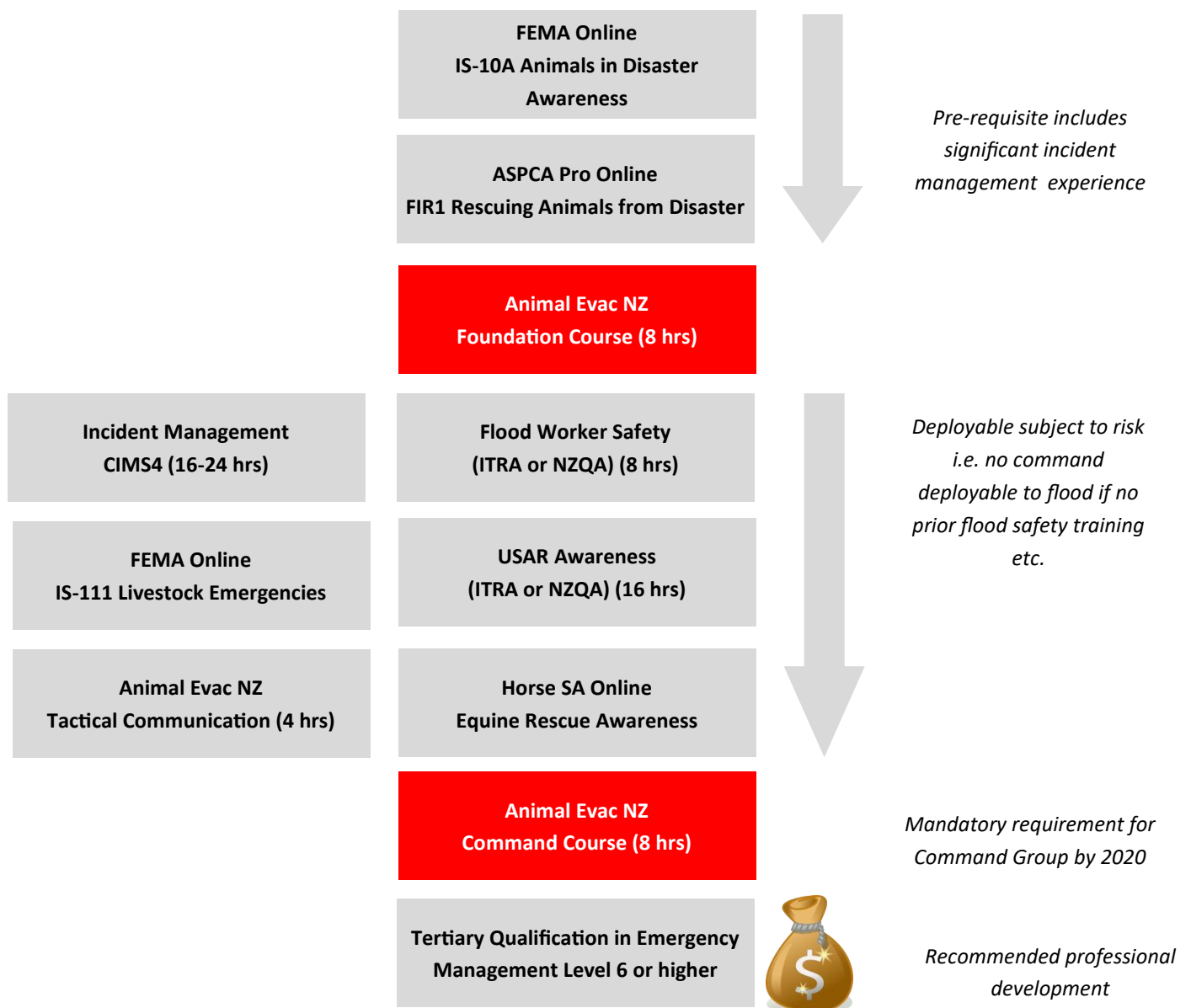
Command Group

The Command Group provides response coordination of Animal Evac NZ operations.

They may or may not be the Regional Coordinator, but are appointed by the Board to oversee deployment operations and supervise the Team Leaders for Sheltering, Field and Equine Groups.

They may be deployed to Emergency Coordination Centres (Regional), Emergency Operations Centre (Local) or Incident Control Points (Incident) to direct Animal Evac NZ activities, as a support agency to the lead agency that requests assistance. Command Group members come from an emergency management background and are experienced in incident management and the application of the Incident Management System.

The following is a recommended training pathway for those in the Command Group:



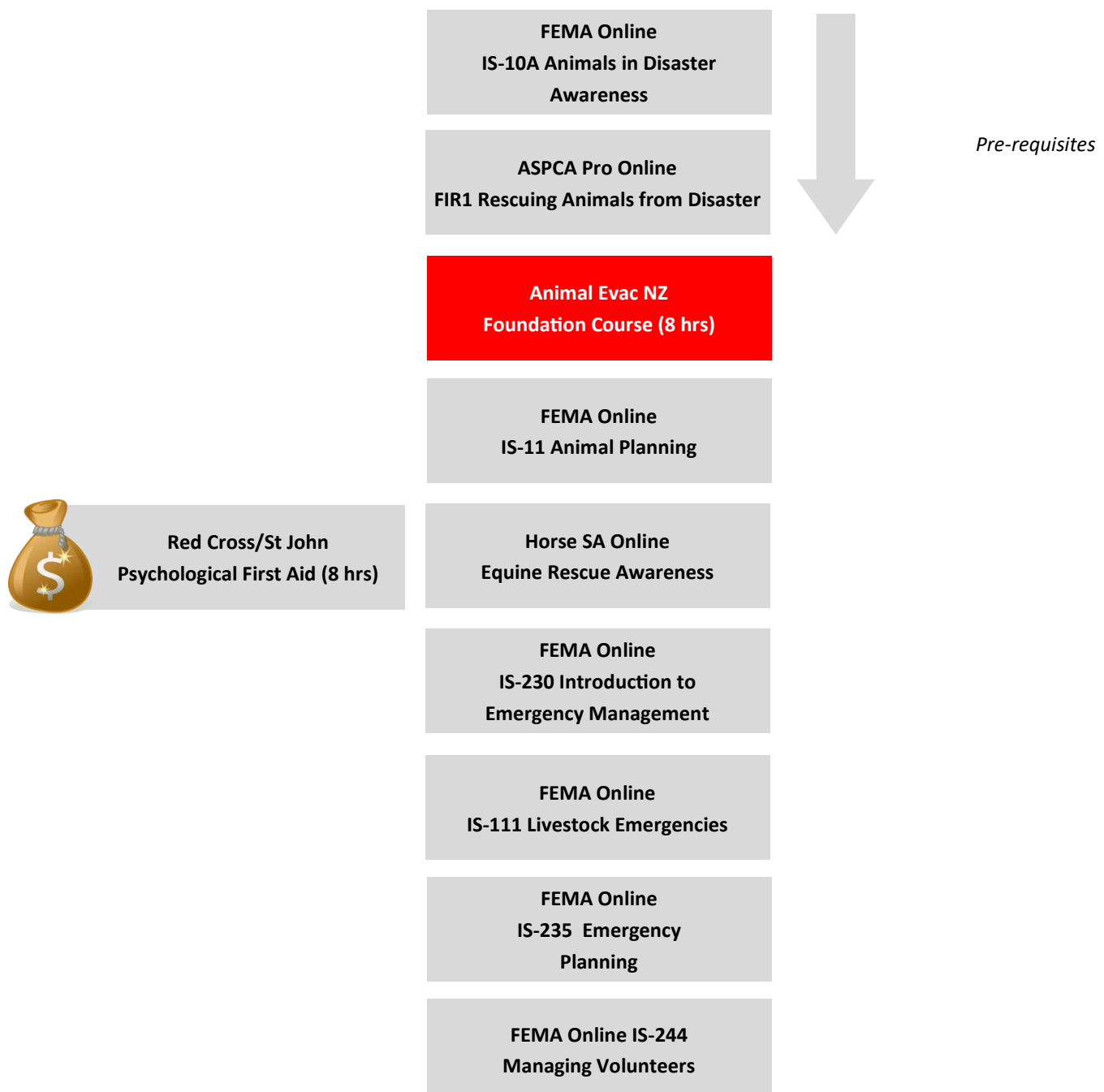
Regional Coordinators

Regional Coordinators lead Animal Evac NZ non-operational (non-emergency) activities such as awareness events, regional team meetings, supporting local emergency planning and related meetings.

They may or may not be part of the Command Group, but are appointed by the Board to oversee activities in their region outside of emergency deployments.

Regional Coordinators are people leaders with excellent administrative skills, and may not have an animal or emergency background. They should also be active in progressing at least one of the operational training pathways (shelter, field, equine or command).

The following is a recommended training pathway for those who are Regional Coordinators.





Other Training Resources

- Animal Emergency Management 101 www.animaldisastermanagement.blog
This includes a list of online courses from ASPCA Pro, FEMA and Horse SA.
- IAEM Certified Emergency Manager (CEM®) www.iaem.com/cem
- Charles Sturt University Emergency Management Studies www.csu.edu.au
- Pet First Aid & Training www.petfat.co.nz
- Red Cross First Aid Training www.redcross.org.nz
- St John First Aid Training www.stjohn.org.nz

Recommended Reading

- **Animal Management in Disasters** (Heath, 1999)
- **Filling the Ark** (Irvine, 2009)
- **Rescued** (Anderson and Anderson, 2006).
- **Animals in Emergencies: Learning from the Christchurch earthquakes** (Potts & Gadenne, 2014).

www.animalevac.nz